

3900 Metal Toggle Switches

16A 250Vac - IP67 Sealed Versions



Key Features

- Metal toggle switches
- Ratings up to 20A, 277V ac
- Single and double pole
- Choice of circuits including 3 position and momentary
- Sealed version supplied complete with gaskets
- Panel seal version to IP67
- 6.3mm terminals
- Guard option

Terminal	Function	Actuator	Body	Options
<p>C</p> <p>6.3 x 0.8</p>	<p>Single Pole</p> <p>3900 ON - OFF</p> <p>3901 ON - OFF (momentary ON)</p> <p>3902 ON - OFF (momentary OFF)</p>	<p>A</p> <p>10.0</p> <p>Metal toggle finish is nickel plate</p>	<p>A Single pole</p> <p>Thread: 15/32" x 32TPI</p> <p>E Panel sealed, single pole</p> <p>Thread: 15/32" x 32TPI</p>	<p>Neck Seal M539 Actuator is visible</p> <p>Cover M1080</p> <p>Covers have internal nylon nuts</p> <p>M1080-2</p> <p>Covers have internal metal hex nuts</p>
<p>S</p> <p>10.5</p> <p>Screw & Clamp</p>	<p>3910 ON - ON</p> <p>3911 ON - ON (momentary 1 side)</p> <p>3920 ON - OFF - ON μ</p> <p>3921 ON - OFF - ON μ (momentary 1 side)</p> <p>3922 ON - OFF - ON μ (momentary 2 sides)</p>	<p>B</p> <p>17.5</p> <p>Metal toggle finish is nickel plate</p>	<p>A Double pole, without barrier</p> <p>Thread: 15/32" x 32TPI</p> <p>B Double pole, with barrier</p> <p>Thread: 15/32" x 32TPI</p>	<p>Fixing nuts Nickel plated brass are supplied</p> <p>Knurled Front nut Panel thickness 4.0 with backnut</p>
<p>T</p> <p>10.5</p> <p>3.1</p> <p>Solder</p>	<p>3970 ON - OFF - ON μ</p> <p>3971 ON - OFF - ON μ (momentary 1 side)</p> <p>3972 ON - OFF - ON μ (momentary 2 sides)</p>	<p>D</p> <p>25.4</p> <p>Metal toggle finish is nickel plate</p>	<p>F Panel sealed, double pole, with terminal barrier</p> <p>Thread: 15/32" x 32TPI</p> <p>Switches with F toggles have double pole bodies, regardless of circuit</p> <p>G Panel sealed, double pole, without terminal barrier</p> <p>Thread: 15/32" x 32TPI</p>	<p>Plate P236 Plate SP or DP</p>

Approvals and specifications

UL/CSA Ratings 3901, 3902, 3920, 3921, 3922
16A, 277Vac
1 HP, 250Vac

7A, 72Vdc
14A, 36Vdc

3910, 3901, 3952, 3960, 3961, 3970, 3971, 3972
16A, 277Vac
1 HP, 250Vac
1/2 HP, 125Vac
7A, 72Vdc
14A, 36Vdc

3900, 3950
20A, 277Vac
1 HP, 250Vac
1/2 HP, 125Vac
7A, 72Vdc
14A, 36Vdc

ENEC Ratings
3900, 3901, 3902, 3950, 3952, 3960, 3961
16(4)A 250Vac

3910, 3911, 3920, 3921, 3922, 3951, 3970, 3972
10 4)A 250Vac

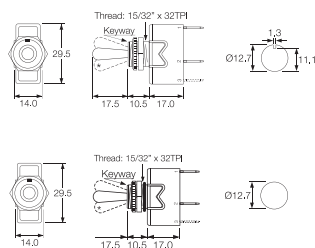
Approvals and ratings vary with function.
3mm contact gap except where marked μ .

* CSA approval for A and B bodies only

Dimensions mm * Indicates ON position (for ON - OFF switches)

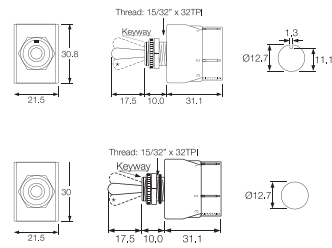
Single pole

(C terminals shown)



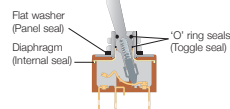
Double pole

(C terminals shown with barrier)



Toggle Switch - sealed version

BE and BF types



Guard TG1-RED



Examples



C3900BE ---



C3920BA ---



C3950BF ---



C3972BB ---



Key Features

- Nylon toggle switches
- Ratings up to 20A, 250V ac
- Single and double pole
- Wide choice of terminals
- Choice of circuit options including 3 position
- Flat & round actuator options

Approvals and specifications

16(4)A 250Vac T85

- UL 20A 250Vac Non Ind (Single pole)
- UL 16A 250Vac Non Ind (Double pole)
- UL CSA (2 pos types) 250Vac 1hp, 125Vac 1/2hp
- UL CSA (3 pos types) 250Vac 1/2hp, 125Vac 1/4hp
- CSA 16A 250Vac Non Ind
- UL 85°C, file E45221, CSA file LR10990
- UL and CSA N/A on momentary types

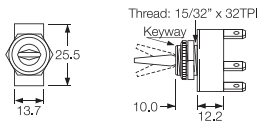
Selective "A, B, C" and "OFF, A, A+B" circuits at 5 amp also available.
3mm contact gap except where marked μ .

Terminal	Function	Actuator	Body	Options
<p>C</p>	<p>Single Pole</p> <p>1700 ON - OFF</p>	<p>H</p>	<p>O Single pole</p> <p>Thread: 15/32" x 32TPI</p>	<p>Neck Seal M539</p> <p>Material - Nitrile (H & R Actuators) Actuator visible</p>
<p>H</p>	<p>Double Pole</p> <p>1750 ON - OFF</p>	<p>R</p>	<p>O Double Pole</p> <p>Thread: 15/32" x 32TPI</p>	<p>Cover M1080</p> <p>Material - EPDM (R Actuator only)</p>
<p>K</p>	<p>1710 μ ON - ON</p>			<p>Cover M531</p> <p>Material - PVC (R Actuator only)</p>
<p>T</p>	<p>1720 μ ON - OFF - ON</p>		<p>Panel hole (all types)</p> <p>Panel thickness (Max) Both nuts - 3.5mm Less backnut - 6.5mm</p>	<p>Fixing nuts (Standard is M506 & T92)</p> <p>T5 Hex brass M506 Hex nylon</p>
<p>X</p>	<p>1721 μ ON - OFF - ON μ (momentary 1 side)</p>			<p>T92 Knurled brass - slotted</p>
	<p>1722 ON - OFF - ON μ (momentary 2 sides)</p>	<p>The switch is on between centre terminals (2 & 5) and the terminals over which the lever is positioned.</p>		<p>M279 Knurled nylon</p>
				<p>Plate P236 Plate SP or DP</p>

Dimensions mm) * Indicates ON position (for ON - OFF switches)

Single pole

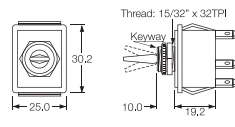
(C terminals shown)



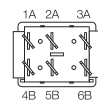
Optional
F00232PAAA
plate SP or DP

Double pole

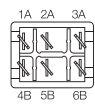
(C terminals shown)



Without barrier



With barrier



Examples



C1700R --



C1700H --



C1760R --



C1750H --